


AVIGILON™

12/24V 4-DOOR CORE SERIES SMART HUB

EXPANDABLE ACCESS CONTROL FOR THE MODERN WORKPLACE



Smart Hubs are shipped unassembled. Some hardware may show the Openpath logo.

SYS-4ENT-DVE1

Seamlessly expand your access control with our modular Core Series Smart Hub that features configurable inputs, encryption at every level and powerful, cloud-based management to enable secure, dynamic access control for any facility. The Smart Hub connects to expansion boards that include ports for Avigilon Smart Readers, Request to Exit (REX) inputs, and Contact Sensors. It uses RS-485 wiring to connect to the Smart Readers and is powered by a built-in 12/24VDC power supply.



CLOUDSYNC OFFLINE FUNCTIONALITY

CloudSync is our offline-first technology, which allows the system to operate even if your internet connection goes down.



PREMIUM HARDWARE FOR BEST PERFORMANCE

The Smart Hub features a future-proof Access Control Core that securely makes all entry decisions. It features a 12/24VDC power supply and expansion boards.




EASY MANAGEMENT WITH SMART MONITORING

Network and device monitoring systems built in to ensure a smooth experience for our users, with remote diagnostic and troubleshooting capabilities to resolve any issues with ease.



100% REMOTE CLOUD MANAGEMENT

Do more with less by securely and easily connecting to the cloud for remote system management, diagnostics, and communication.



HASSLE-FREE INSTALLATION

Plug-and-play design allows for easy expansion, customization and mounting, with interoperability to integrate with physical on-premise systems and logical software-based systems.



LIFETIME WARRANTY

Take advantage of the peace of mind knowing that Avigilon stands behind its access control hardware with a lifetime warranty, guaranteeing the ultimate quality for your security solution.

For more information, visit avigilon.com/access-control/12-24v-4-door-core-series-smart-hub.

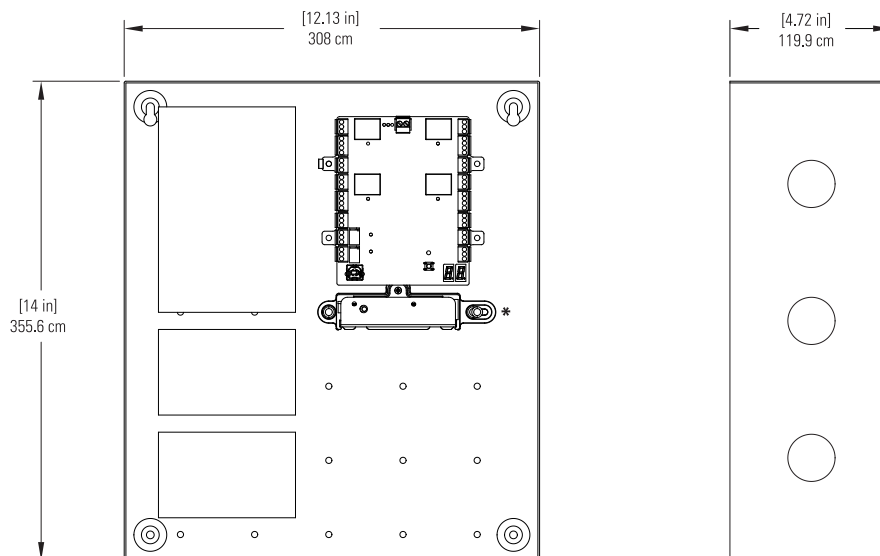
SPECIFICATIONS

SYSTEM

Access Control	Up to 4 Avigilon Smart Readers
Door Relays	4 relays, 5A @ 24VDC (resistive)
Auxiliary Relays	2 relays, 1A @ 24VDC 2 auxiliary relays and 4 configurable auxiliary I/O pins provide extra inputs and outputs, and allow additional sensors or Wiegand devices
Avigilon Readers	Up to 4 Avigilon Smart Readers Uses industry standard RS-485 signaling to communicate with Avigilon readers over standard wiring
Communication Ports	10/100/1000 baseT Ethernet; USB port
REX and Contact Sensors	4 REX and 4 contact sensor inputs with EOL monitoring, nominal 5VDC, 1kohm to each input
Auxiliary I/O	4 input/output lines with EOL monitoring
Power Supply	24V, 3A 1.7A @ 24VDC or 3A @ 12VDC available for locking hardware
Backup Battery	Use two 12VDC sealed lead acid (SLA) or gel cell batteries in series (not included)

MECHANICAL

Dimensions



* Use of mounting bracket is optional

Weight	Approx. 10 lbs (4.5 kg)
Power Supply	LifeSafety Power® E1 enclosure pre-installed with 24V FPV4 Power Supply, C4 Relay Based Lock Control Module, and B100 Secondary Voltage Module
Wiring	Uses RS-485 wiring to connect to the Avigilon Smart Readers EOL monitoring with single or double termination on all REX, Contact, and Auxiliary inputs supported with user-installed 1k resistors

ELECTRICAL

Operating Voltage 120VAC, 208/230VAC with cuttable jumper

Operating Current 1.8Amp max.

ENVIRONMENTAL

Operating Temperature 0°C to 50°C (32°F to 122°F)

Operating Humidity 5% to 85% relative, non-condensing

CERTIFICATIONS

CE, IC, FCC, RCM, UL294

ORDERING INFORMATION

PART NUMBER	DESCRIPTION
-------------	-------------

SYS-4ENT-DVE1	12-24V 4-Door Core Series Smart Hub - E1 Enclosure Shipped separately: Avigilon Access Control Core (OP-CR-ACC), Avigilon 4-Port Board (OP-EX-4E)
---------------	--

SUPPORT

For more information, visit [avigilon.com](https://www.avigilon.com) or sales@avigilon.com for product support.



AVIGILON